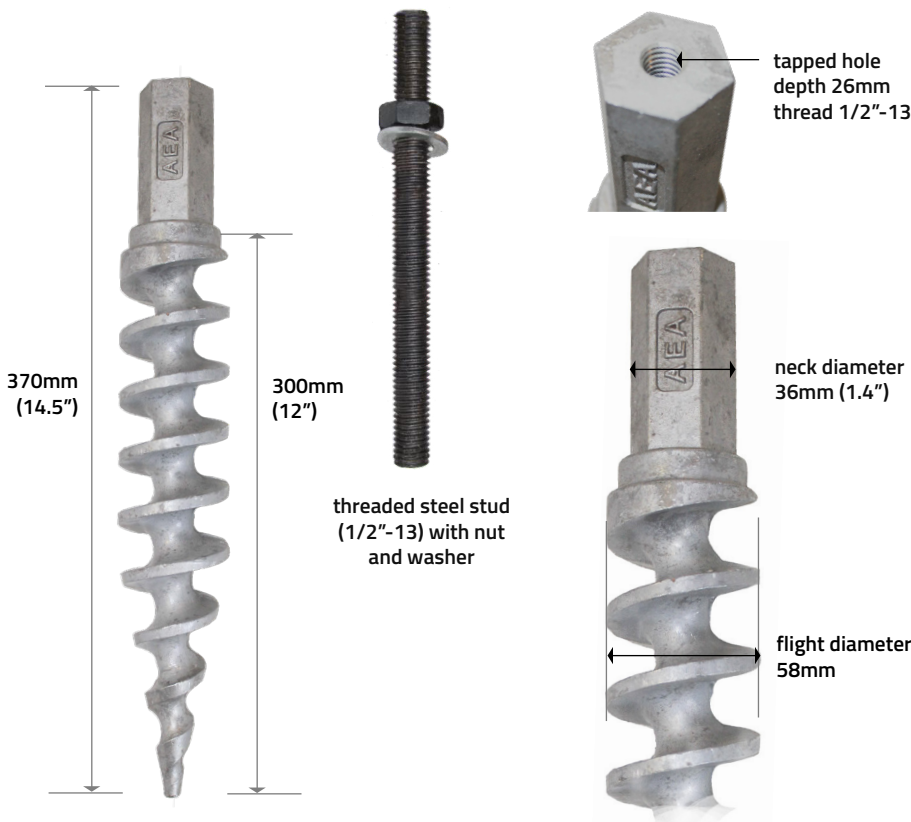





PE14-HEX

with stud/nut/washer available specifications

- Aircraft-quality cast aluminium 356 alloy
- Heat-treated to T6 specification
- Install with 1/2" square drive
- Removable



LOAD CAPACITY ↑
Pullout strength with flight fully embedded

SOIL CLASS	LOAD CAPACITY
1 hardpan/asphalt/clay	11.1 kN (1131 kg)
2 Cohesive soil	7.56 kN (771 kg)
3 Medium density soil	2.67 kN (272kg)
4 Loose med-to-fine sand	1.56 kN (159 kg)
5 Loose fine uncompacted sand	0.89 kN (91 kg)

PE14-STD
37cm (14")

Earth Anchors - PE14 HEX


SIMPLICITY · PERFORMANCE · STYLE



PE14-HEX installation



Pre drill pilot hole with impact wrench (this determines holding power). Earth Anchor can then be installed.



pilot hole through asphalt 1 1/2" hardpan soil 11/16"

install at same angle as load for maximum pullout strength

non-vertical load

accessories sold separately



1/2" - 13 thread eye bolt



installation tools

adaptor

soil auger 1 1/16"

or hardpan/clay auger 1"

1/2" square drive

application suggestions



trolley bays



ground mounts



pool cover tethers

New Zealand

52 Newton Street,
PO Box 4370, Mount Maunganui
New Zealand

tel +64 7 579 0190
fax +64 7 579 0194
www.baytex.co.nz

Australia

tel 1800 766 661
www.baytex.com.au
info@baytex.com.au

