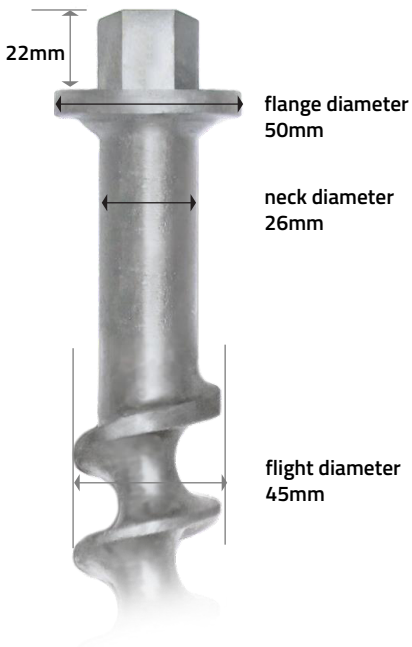




PE10 specifications

- Aircraft-quality cast aluminium 356 alloy
- Heat-treated to T6 specification
- Install with 1" socket
- Removable



6-point socket (instead of a 12-point socket) will minimise wear and rounding of hex head for repeated installation/removal

LOAD CAPACITY ↑
Pullout strength with flight fully embedded



SOIL CLASS	LOAD CAPACITY
1 hardpan/asphalt/clay	4.45 kN (454 kg)
2 Cohesive soil	3.11 kN (317 kg)
3 Medium density soil	1.56 kN (159 kg)
4 Loose med-to-fine sand	0.89 kN (91 kg)
5 Loose fine uncompacted sand	0.44 kN (45 kg)


PE10
25cm (10")

Earth Anchors - PE10

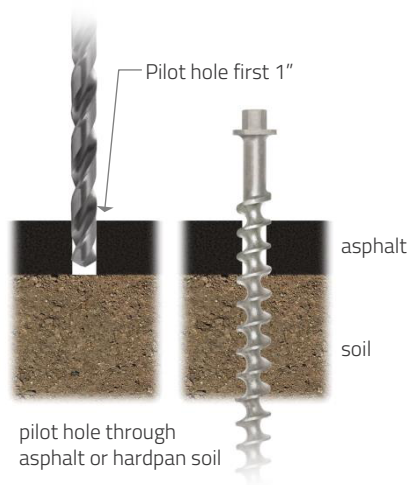
SIMPLICITY · PERFORMANCE · STYLE



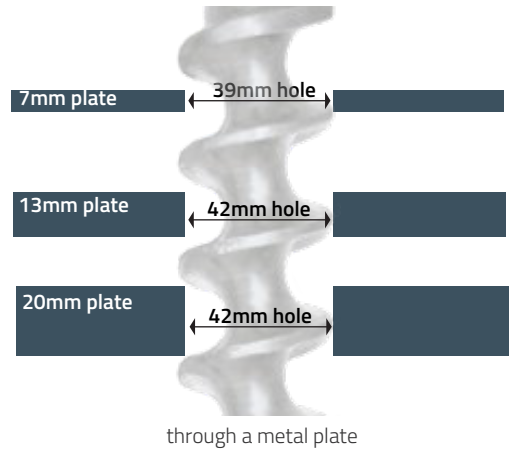
PE10 installation



Pre drill pilot hole with impact wrench (this determines holding power). Earth Anchor can then be installed.




pilot hole through asphalt or hardpan soil



through a metal plate

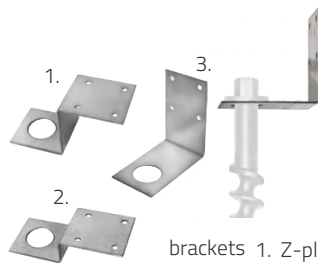
accessories sold separately



can be doubled over to make large loop around structural member



10" Tie-off cable



brackets
1. Z-plate 4x4
2. Z-plate 4x2
3. L-bracket



installation tools

adaptor

socket

soil auger 1 1/16"

or asphalt/hardpan/clay auger 1"

application suggestions



beach shelter



pop-up tents



bench seats/outdoor furniture



awnings



trampolines

New Zealand

52 Newton Street,
PO Box 4370, Mount Maunganui
New Zealand

Australia

tel +64 7 579 0190 tel 02 4340 4144
fax +64 7 579 0194 www.baytex.co.nz
mob 0400 312 314

